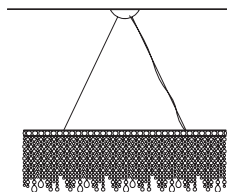


Nuage


SUSPENSION
APPLIQUE



Galvanised metal frame. Clear glass or clear crystal pendants. Traditional lighting.

FINISHINGS

STANDARD



604 Shiny chrome

PENDANTS

HALF CUT GLASS
CUT CRYSTAL



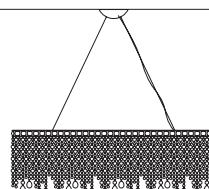
TR Transparent

DIMMING CONTROL



Only with dimmable bulbs

STANDARD CABLES



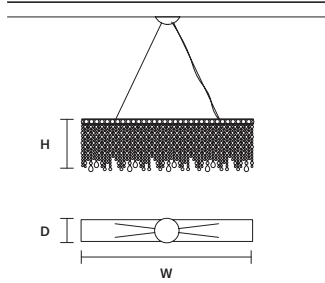
H MAX 150 cm / 59.10"

NUAGE
S 6/124/40



W 124 cm / 48.80"
D 15 cm / 5.90"
H 40 cm / 15.70"
■ 17 kg / 37.40 lb

STANDARD LIGHTING
6×E12×40 W MAX (NOT INCL.)

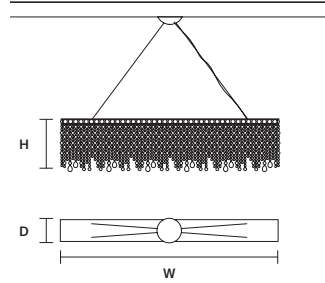


NUAGE
S 8/160/40



W 160 cm / 63.00"
D 15 cm / 5.90"
H 40 cm / 15.70"
■ 23 kg / 50.60 lb

STANDARD LIGHTING
8×E12×40 W MAX (NOT INCL.)

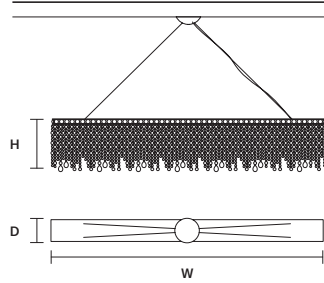


NUAGE
S 10/200/40



W 200 cm / 78.70"
D 15 cm / 5.90"
H 40 cm / 15.70"
■ 32 kg / 70.40 lb

STANDARD LIGHTING
10×E12×40 W MAX (NOT INCL.)



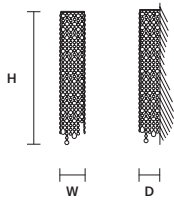
NUAGE
A 2/13/73



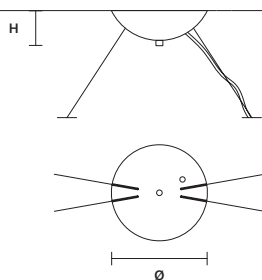
W	13 cm / 5.10"
D	10 cm / 3.90"
H	73 cm / 28.70"
■	2,5 kg / 5.50 lb

STANDARD LIGHTING

2×E12×40 W MAX (NOT INCL.)



SINGLE CANOPY



SIZE	FINISHINGS	PRODUCT NAME
Ø 18 cm / 7.10"	● G04	NUAGE S 6/124/40
H 6 cm / 2.40"		NUAGE S 8/160/40
		NUAGE S 10/200/40